



VIRTUAL MEETING GUIDE

GETTING STARTED

Virtual meetings are accessible on both desktop and mobile devices. In order to participate remotely you will need to either:

- > Download Lumi AGM from the Apple App or Google Play Stores—search for **Lumi AGM**; or
- > Visit **web.lumiagm.com** on your desktop or mobile device. Ensure that your browser is compatible—Lumi AGM supports the latest versions of Chrome, Safari, Internet Explorer, Edge and Firefox.

LOGGING IN

NEW ZEALAND RESIDENTS

Username (CSN or Holder number) and password (postcode).

OVERSEAS RESIDENTS

Username (CSN or Holder number) and password (three-character ISO3 country code) e.g. AUS is the ISO3 code for Australia.

You can find a full list at www.computershare.com/iso3

APPOINTED PROXIES

A username and password will be provided prior to the meeting.

If you have not received your username and password, please contact Computershare on +64 9 488 8700 between 8.30am–5.00pm Monday to Friday.

USING LUMI AGM

ACCESSING THE VIRTUAL MEETING

Once you have downloaded Lumi AGM or entered **web.lumiagm.com** into your internet browser, you'll be prompted to enter the Meeting ID and accept the terms and conditions.

You will then be required to enter your:


- > username (CSN or Holder number);
- > password (postcode, or country code for overseas residents)

NAVIGATING LUMI AGM

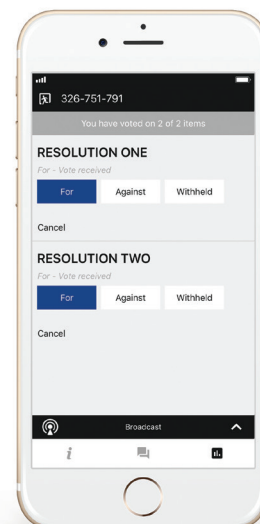
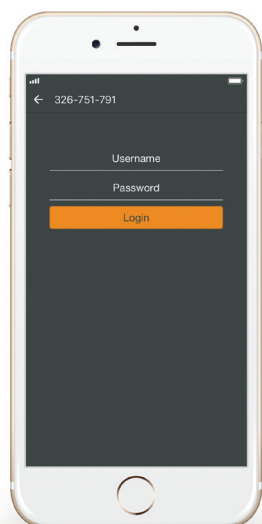
When successfully authenticated, the info screen will display.

You can view meeting information, ask questions and watch the webcast.

VOTING IN LUMI AGM

Once the poll has been opened,  will appear on the nav bar at the bottom of the screen—from here, the resolution and voting directions will be displayed.

To vote, simply select your voting direction from the options shown on screen. To change your vote, simply select another direction—you can cancel your vote by clicking 'Cancel'.






VIEWING COMPANY DOCUMENTS

Links to the Notice of Meeting, Virtual Meeting Guide and Annual Report are present on the info screen.

When you click on a link, the selected document will open in your browser.

ASKING QUESTIONS

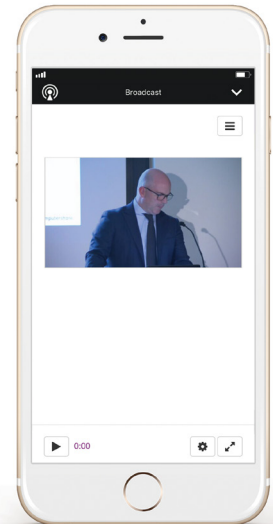
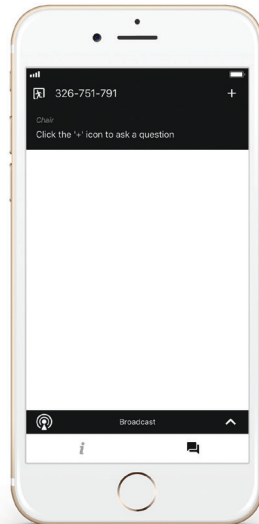
Any shareholder or appointed proxy attending the meeting is eligible to ask questions. If you would like to ask a question, select  then type and submit your question. It will be sent to the board for an answer.

Please note that not all questions may be able to be answered during the meeting. In this case, questions will be followed up by email after the meeting.

WATCHING THE WEBCAST

To watch the webcast, click the black broadcast bar on screen.

The video and/or slides will appear shortly after (dependant on the speed of your internet connection).



REMOTE ENTRY TO THE ANNUAL MEETING WILL OPEN AT 10.15AM AEST (12.15AM NZT) ON TUESDAY 26 SEPTEMBER 2017

VOTING AT A GLANCE


STEP 1

Open Lumi AGM and enter the Meeting ID shown in top right corner

STEP 2

Enter your username and password (CSN/Holder Number and postcode)

STEP 3

When the poll is opened, click  and select your desired voting direction